

### MEASURE AN EXISTING RING:

1. Choose a ring that fits the desired finger.
2. Place the ring over the circles below. Match the inside edge of the ring with the closest circle. This is the inside diameter of the ring.
3. If the ring falls between two sizes, select the larger of the two.



Measurements refer to the inside diameter of the ring.



3  
14.0 mm



3.5  
14.4 mm



4  
14.8 mm



4.5  
15.2 mm



5  
15.6 mm



5.5  
16.0 mm



6  
16.45 mm



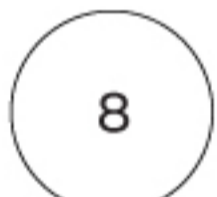
6.5  
16.9 mm



7  
17.3 mm



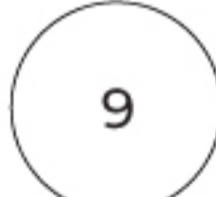
7.5  
17.7 mm



8  
18.2 mm



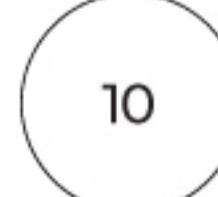
8.5  
18.6 mm



9  
19.0 mm



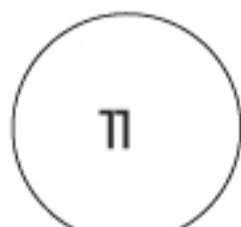
9.5  
19.4 mm



10  
19.8 mm



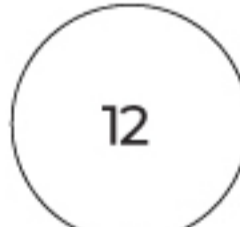
10.5  
20.2 mm



11  
20.6 mm



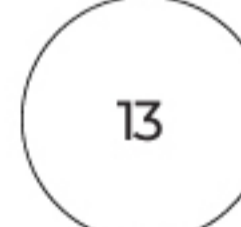
11.5  
21 mm



12  
21.4 mm



12.5  
21.8 mm



13  
22.2 mm



13.5  
22.6 mm

### TO OBTAIN THE MOST ACCURATE MEASUREMENT:



1. Before printing this ring size guide, make sure that page scaling is set to "NONE" in your printer settings area.
2. Measure the line on the left to ensure it is exactly 2 inches.
3. If the measurement isn't accurate, please review your print settings again. Be sure you are printing full size.